



**Support material
for *Get Messy!*
May-August 2021**

May: Blinded into seeing

Mealtime card

- Have you ever struggled to see something that in the end turned out to be 'staring you in the face' all along?
- Has someone ever helped you to see something for the first time?
- How might you convince someone that God is here now at the meal table with you, even though you can't see him?

Take-home idea


Search for some optical illusions online. Talk about why sometimes we can't see something that, to other people, is so obvious. Look up the illusion based on the name Jesus online (pinterest.co.uk/pin/82612974396077940). Can you see the word 'Jesus'? Try focusing on the spaces, not the lines. How does all this relate to the Bible story in Messy Church and how Christians believe they see Jesus?

Question to start and end the session

So... what is there around us every day that we fail to notice?

May: Blinded into seeing


1



2




3



5



6



7



8



9



10



May: Blinded into seeing

6. Mosaic eyes





top: fannygustafsson on Unsplash; bottom: Alexas_Fotos on Pixabay

Support material for use with *Get Messy! May–August 2021*.

Downloaded from messychurch.org.uk/getmessymay21. Published by The Bible Reading Fellowship (BRF).

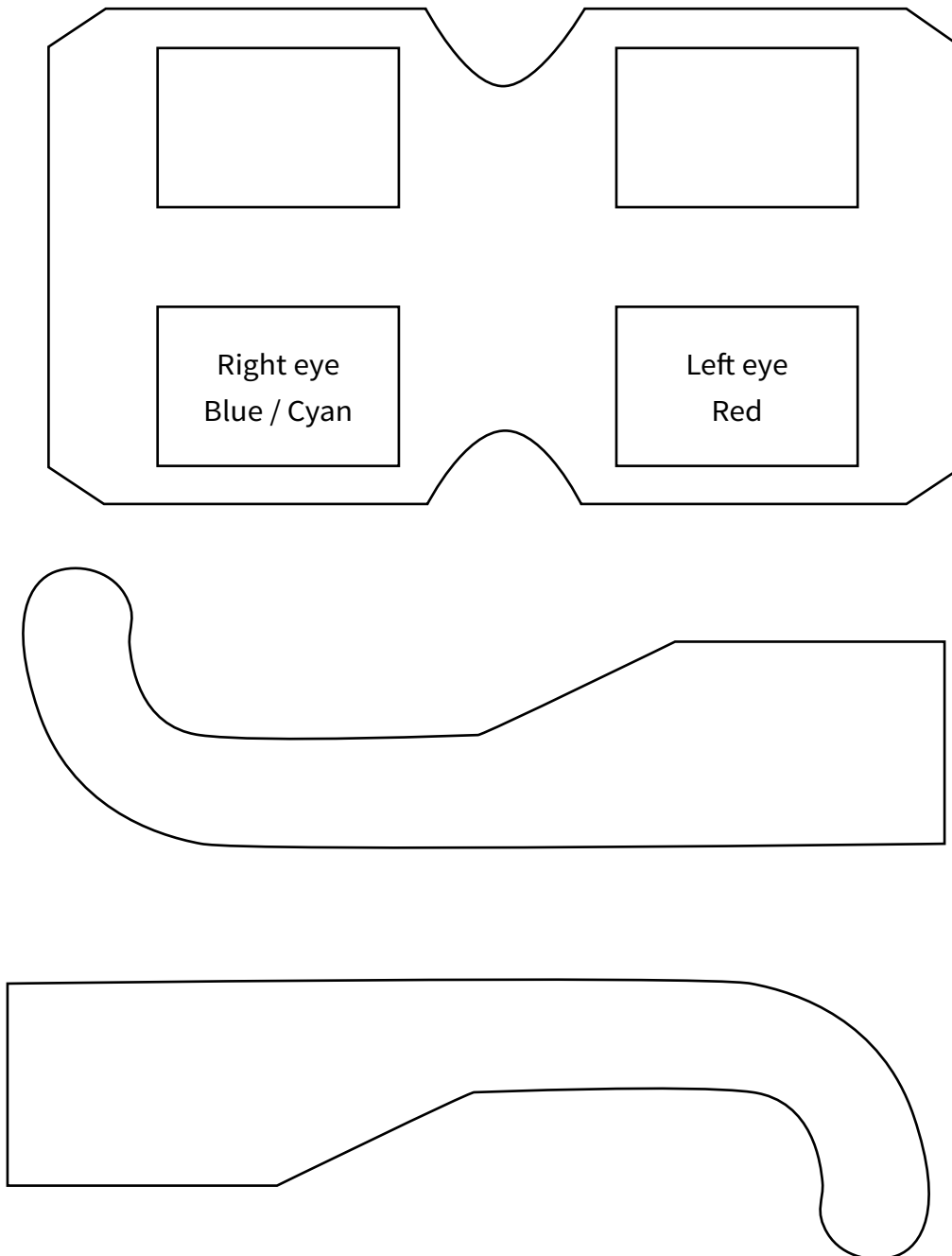
May: Blinded into seeing

8. Going cross-eyed



May: Blinded into seeing

9. 3D Jesus glasses



June: Don't bury your talents

Mealtime card

- What is your God-given superpower and how do you use it to bring joy to others?
- How do you know what ability or abilities God has given you to use?
- What gifts has someone shared with you to make your life better?

Take-home idea




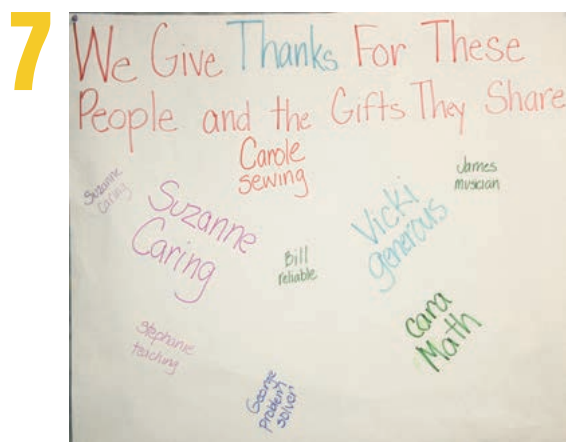
This month at home, encourage, compliment and celebrate family members when you notice something special about them. Remind them that God has given them that special ability.

God, we give thanks for the special gifts you have given each one of us. Help us to always encourage others when we see them using their gifts, and help us to be brave and use our gifts instead of burying them away. Amen

Question to start and end the session

So... what special talents has God given you?

June: Don't bury your talents



July: The rich young ruler

Mealtime card

- Do you think the young man eventually sold all he had, gave the money to the poor and joined Jesus?
- Jesus asked the young man to follow him. How do we, who come to Messy Church, follow Jesus?

Take-home idea

Take paper, scissors, a pencil and ruler to a friend's house and ask if they can fit through a hole in this paper? Follow the Eye of the Needle Paper Challenge (see activity 10). If they like the challenge, invite them to Messy Church.

Question to start and end the session

So... if Jesus asked, would you sell all you own and give the money to the poor?

July: The rich young ruler

1



7



2



8



3



9




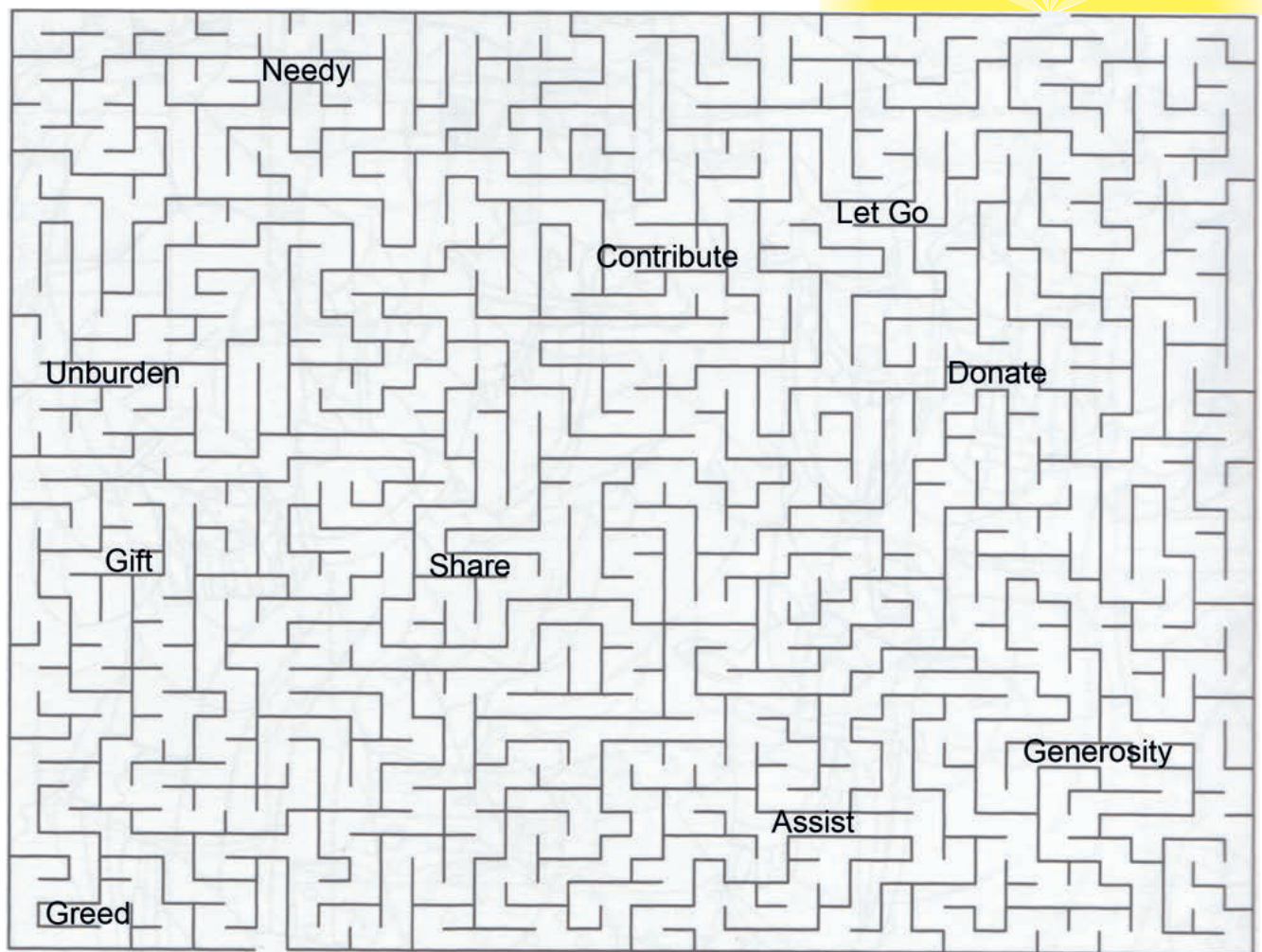
5



July: The rich young ruler

6. Rich man's maze

Help the rich young ruler
find his way to heaven



START

What must the rich young ruler give up?

What must he start to do?

What must I do?

July: The rich young ruler

7. Walking stick



Step 1: Find a stick.

I cut a maple branch. Often maple will have many shoots growing out of the base of the tree, so they are at ground level. Cut off the branches and cut into 1 meter or 43" sections.

Step 2: Peel the bark.

With a pen knife cut along the bark lengthways. For children you can cut the bark ahead of time but let them peel the bark. It's fun.




Step 3: Assemble other things you need.

Scissors, knife, sandpaper and block, tape or elastics, tape measure, paracord, and lighter.

Step 4: Prepare the paracord.

Depending on the diameter of your paracord it takes about 5m or 16'. Cut this length for each walking stick. For practice with the winding I found it easier to work with a shorter 4' or 1 meter length.



Step 5: Melt the ends:

It is necessary to melt the ends of the paracord to stop it fraying. I use a lighter as shown. Bringing the flame close to the cord will do the job.

Step 6: Create the pull through.

In order to create a grip that will not come undone set the paracord as shown in the picture. I first tried scotch tape to hold the ends fast, but the wood was a bit wet and the tape came loose. Eventually I used a couple of rubber bands.



July: The rich young ruler

9. Closer to God

WHAT MUST I

DO TO GET

CLOSER TO GOD?

July: The rich young ruler



10. Eye of the needle paper challenge

Rich Young Ruler Eye of the Needle Paper Trick

Jesus said, “It is easier for a camel to go through the eye of a needle than for someone who is rich to enter the kingdom of God.” Can you fit through this sheet of paper? With some careful planning and scissors, it is possible. With God’s help everything is possible.

Step 1: Take a standard sheet of paper and fold along the centre, tent style.

Step 2: Draw lines as shown about 1cm apart starting at the folded end. The lines should not go all the way across. The more lines you make the bigger the final space. This one would fit a small child. Make the lines closer for bigger people.



Step 3: Cut along the pencil lines but don't go all the way through.



Step 4: Cut the folded sections as shown but don't cut the end ones. Then open up a big space inside the paper for you to step through.



August: Two by two

Mealtime card

- If you were on the ark, which animals would you like to look after?
- Which animal are you most like?
- What could you do to help God's planet?

Take-home idea

Build a house or shelter for some wildlife in your garden, perhaps a bird house or a pond.

Question to start and end the session

So... how can we make a new start?

August: Two by two

1



5



2



6



3




7



9



4



10

