



Support material for Get Messy! September-December 2020

September: It only took one stone

Mealtime card

- Do you know what your talent is, and do you find it easy to use it?
- What does courage look like for you?
- Have you ever been discouraged from doing something you knew you were good at? How did that make you feel?


Take-home idea

Consider whether you have confidence that God can help you in even the most impossible and incomprehensible situations. Take your courage jar home and encourage each other to use it. Pray for God to help you in this process.

Question to start and end the session

So... how do we get courage to face the difficult things in our lives?

September: It only took one stone



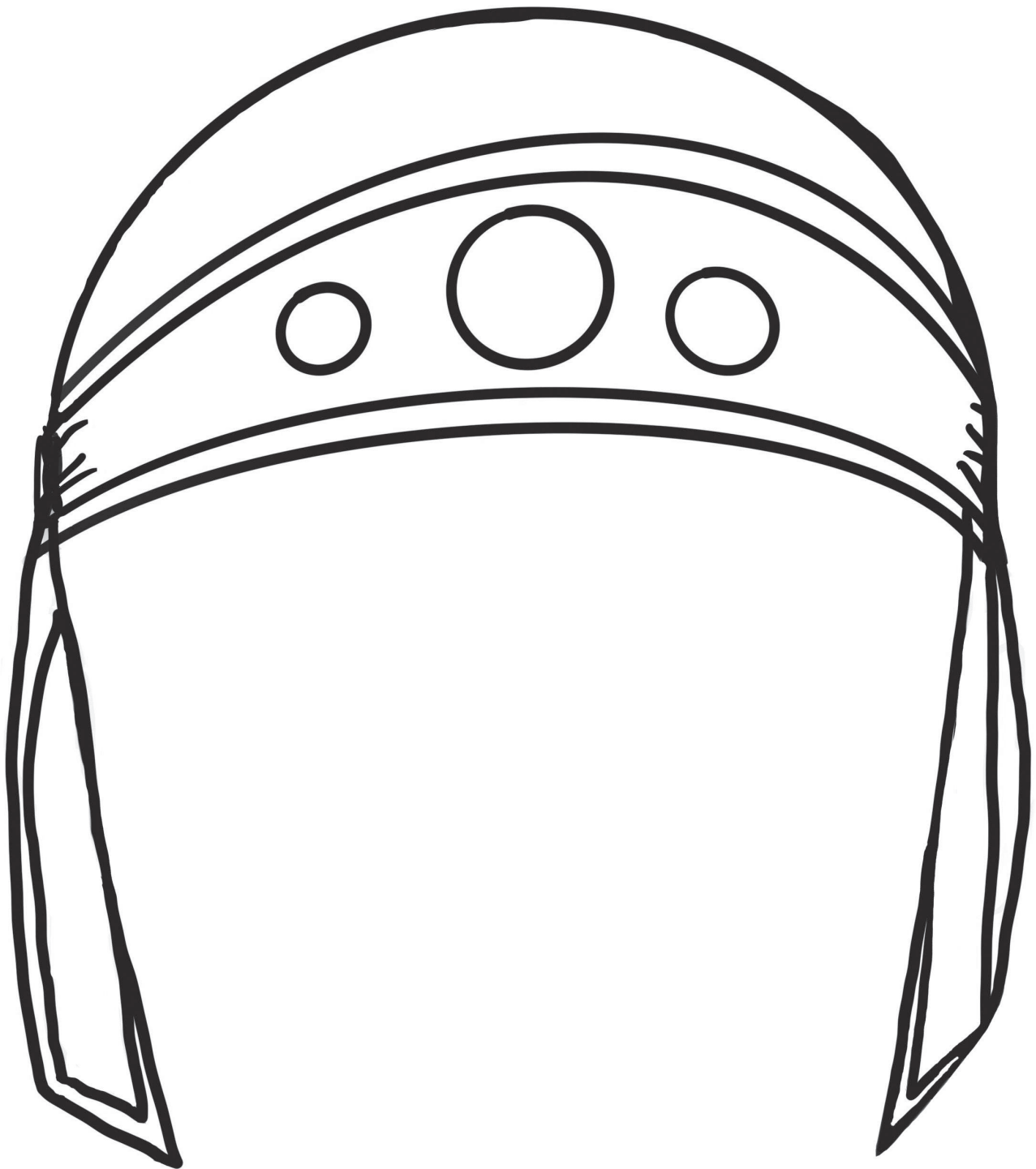
September: It only took one stone

3. Goliath bullseye target




September: It only took one stone

3. Goliath bullseye target



September: It only took one stone

4. Elephant and mouse



September: It only took one stone

Celebration

Preparation

I don't know why this game is called Zonk or where it originates from. Perhaps it's called Zonk because it is a word that is pronounced the same in any language.

To play Zonk you need to create a set of 46 cards of the same size that will look identical when face down, or be at most two different colours. The face side of the cards should be white for clarity.

On the face side of four of the cards, write the word 'Zonk' in large letters. On the remaining cards write a point value. I recommend the following distribution of points: eight 10-point cards and eight 20-point cards; four each of 30, 40, 50, 60 and 70 points; and two each of 80, 90 and 100 points. (Optional: add four cards with 'Bonus' written on the face side, and two blank cards.)

Lay all the cards out face-down on a flat surface. This is the Zonk Board. The game works best if the Zonk Board can be upright, such as by sticking the cards to a bulletin board or whiteboard, so that everyone can see them as they are turned over. I recommend laminating the cards, so that they can be stuck to the board with a reusable adhesive.

You then need to create a set of questions for the game. Bible questions can be drawn from the Messy Church theme. Tailor the questions according to the abilities of your congregation, ensuring there are questions suitable for all ages.

Now you're ready to play Zonk

- 1 Players form into two teams. Make sure you assign an equal number from each age group to each team. Randomly choose a team to go first.
- 2 A player from the first team is invited to come to the front of the congregation. Ask that player one of the quiz questions. Their team cannot help them with the answer. If they get the question right, the player can begin turning over cards on the Zonk Board to try to score points for their team.

If the player turns over a Zonk card (or a Bonus or blank card, if these are being used), their turn is over, and their team scores no points.

If they turn over a card with a point value on the face side, they can choose to either award their team that many points and finish their go OR turn over another card.

If the player chooses to turn over another card and that next card is a point card, the player again can choose to award their team the points and finish their turn or turn over another card.

The player carries on in this manner until they choose to stop turning over cards – in which case their team is awarded the sum of all revealed point cards – or they turn over a Zonk card (or a Bonus or blank card, if relevant).

If the player turns over a Zonk card, their turn is over and their team scores no points, regardless of the previous point card(s) turned over.

If the next card turned over is blank, the player's turn is over, but the team is still awarded the sum of all points revealed.

If the next card turned over is a Bonus card, the player's turn is over, and their team is awarded double the value of the previous point card(s) turned over.

A player's team can help them decide whether to continue turning over cards or to stop and take the points.

- 3 When the player's turn is over, they rejoin their team, and a player from the other team comes to the front to be asked a question and the above process is repeated.
- 4 If a player gets the question wrong, the opposing team gets one chance to answer the question and, if correct, they can send someone from their team to the Zonk Board to try to score points.
- 5 The game ends when all cards on the Zonk Board have been turned over. The team with the most points wins.

Have fun! 😊

September: It only took one stone

David and Goliath quiz for Zonk

- 1 Who was David's father?**
 - a** Saul
 - b** Samuel
 - c** Jesse
 - d** Abinadab
- 2 Who was Goliath fighting for?**
 - a** Philistines
 - b** Jebusites
 - c** Egyptians
 - d** Hivites
- 3 About how tall was Goliath?**
 - a** 10 feet
 - b** 13 feet
 - c** 15 feet
 - d** 20 feet
- 4 For how many days did Goliath challenge Israel to send a man to fight him?**
 - a** 2 days
 - b** 13 days
 - c** 40 days
 - d** 75 days
- 5 In what book of the Bible is the story of David and Goliath?**
 - a** I Kings
 - b** I Chronicles
 - c** I Samuel
 - d** Ezra
- 6 Which one of these did David not take into battle?**
 - a** helmet
 - b** staff
 - c** a sling and five smooth stones
 - d** shepherd's bag
- 7 What was David's occupation?**
 - a** farmer
 - b** soldier
 - c** shepherd
 - d** none of the above
- 8 What did David use to kill Goliath?**
 - a** sword
 - b** spear
 - c** gun
 - d** stone
- 9 Where did David fatally wound Goliath?**
 - a** forehead
 - b** chest
 - c** arm
 - d** leg
- 10 Why was David, who was a youth, the one that went to fight Goliath?**
 - a** he was the best they had
 - b** all the men of Israel were afraid of Goliath
 - c** the men of Israel forced him to
 - d** none of the above
- 11 Before David killed Goliath, he also killed a?**
 - a** lion
 - b** bear
 - c** both a and b
 - d** none of the above
- 12 It was because of David's that God delivered Goliath into his hand.**
 - a** works
 - b** obedience
 - c** strength
 - d** faith

October: Paul and Silas

Mealtime card

- Where can you see the Holy Spirit moving and working in the world?
- Why didn't Paul and Silas run away when they had the chance?
- Share about baptisms you've seen or even your own if you can remember it.

Take-home idea

As a family, decide which one thing you are going to do this week or month to tackle climate change. This could be something small (such as turning off lights) or big (such as cutting down on meat consumption or using public transport instead of the car). Use the ideas you came up with in activity 6 if you are stuck.

Question to start and end the session

So... who actually does the saving?

October: Paul and Silas

1



5



2




6



7



3



8



4



9

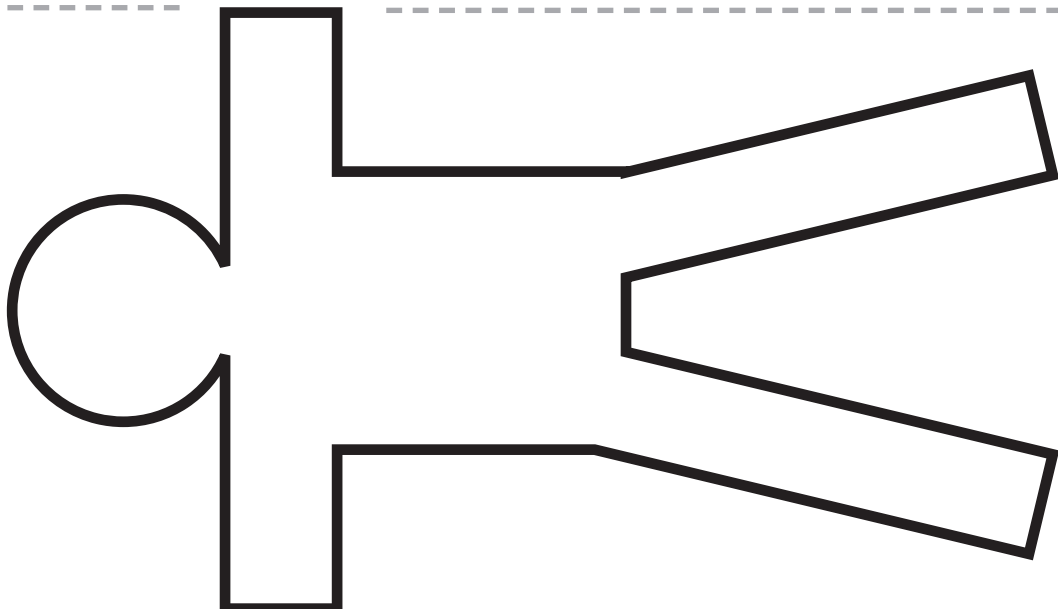


10




October: Paul and Silas

7. Reflecting on prisoners around the world



October: Paul and Silas

9. Dove mobile



November: Shine like a star

Mealtime card

- What is one way you can show kindness to another person?
- When do you find it hard to shine for Jesus?
- Today at Messy Church I learned...

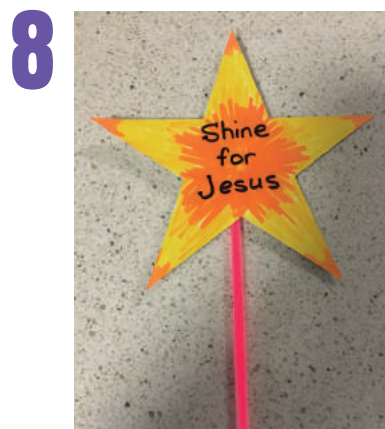
Take-home idea

Send a text to someone who comes to Messy Church to encourage them to continue to shine like stars for Jesus where they are. You may like to ask how you can pray for them.

Question to start and end the session


So... Jesus wants us to shine like stars. What are some ways we can do this?

November: Shine like a star




November: Shine like a star

4. Messy Church Walk of Fame




I am talented



November: Shine like a star

8. Shine for Jesus



December: Christ(mas) is here

Mealtime card

- What is the best thing about Christmas!?
- What is the meaning of Christmas?
- What do you think Jesus wants to say to you this Christmas?

Take-home idea

Give yourselves the challenge to be like Jesus over the Christmas holidays. As a family, write a big list of all of the things you could do in the next week that Jesus would give you a big thumbs up for. What do you know about Jesus? What sort of things were important to him? What did he spend his time doing? What sort of person was he? How did he treat his family, friends, enemies, neighbours? What will you do this Christmas?

Question to start and end the session


So... what does Jesus want to say to you this Christmas?

December: Christ(mas) is here

1



6



2



8



3



9



4



10



December: Christ(mas) is here

6. The Christmas quiz

- 1 How many of the following characters feature in the Christmas story in the Bible – the innkeeper, the donkey, Santa?
- 2 One of Jesus' names in the Bible is 'Immanuel', but what does this Christmassy name mean – 'Rudolf with us', 'God with us' or 'presents with us'?
- 3 Jesus was born in an animal stable – true or false?
- 4 What did the angel say to the shepherds in the field – 'Do not be afraid', 'I lost my phone here, has anyone seen it?' or 'Boo!'?
- 5 The wise men's presents all had a meaning. What did each of the gifts represent?
- 6 There are two stories of Jesus' birth in the Bible – true or false?
- 7 Which person did an angel bring a message to – Mary or Joseph?
- 8 Where was Jesus born – Bethlehem, [insert your town name!] or Nazareth?
- 9 Jesus had a twin brother called Ian – true or false?
- 10 What would God say is the real meaning of Christmas?

Answers:

- 1 0
- 2 God with us
- 3 False
- 4 Do not be afraid
- 5 Gold (Jesus as king), frankincense (Jesus as God) and myrrh (Jesus will die)
- 6 True
- 7 Both! (it's different in Matthew and Luke)
- 8 Bethlehem
- 9 False
- 10 Discuss!