



It's a jubilee!

by Rachel Gotobed



Messy reflection

While Moses was on Mount Sinai, the Lord said to him, 'Give the following instructions to the people of Israel. When you have entered the land I am giving you, the land itself must observe a sabbath rest before the Lord every seventh year. For six years you may plant your fields and prune your vineyards and harvest your crops, but during the seventh year the land must have a sabbath year of complete rest. It is the Lord's sabbath. Do not plant your fields or prune your vineyards during that year. And don't store away the crops that grow on their own or gather the grapes from your unpruned vines. The land must have a year of complete rest. But you may eat whatever the land produces on its own during its sabbath...

'In addition, you must count off seven sabbath years, seven sets of seven years, adding up to forty-nine years in all. Then on the Day of Atonement in the fiftieth year, blow the ram's horn loud and long throughout the land. Set this year apart as holy, a time to proclaim freedom throughout the land for all who live there. It will be a jubilee year for you, when each of you may return to the land that belonged to your ancestors and return to your own clan. This fiftieth year will be a jubilee for you. During that year you must not plant your fields or store away any of the crops that grow on their own, and don't gather the grapes from your unpruned vines. It will be a jubilee year for you, and you must keep it holy. But you may eat whatever the land produces on its own. In the Year of Jubilee each of you may return to the land that belonged to your ancestors.'

Leviticus 25:1-13 (NLT)

The concept of a jubilee began in biblical times when God instructed Moses that every 50th year was to be a time of celebration, rejoicing and rest – rest for the land and rest for the people. The word 'jubilee' literally means 'ram's horn' in Hebrew, which was blown on the tenth day of the seventh month to start a year dedicated to rest, to restoration of property and to freeing people from slavery and debts.

From this we can learn that God thinks rest is important and that he doesn't want his people to work all the time. Instead, he wants us to take time away from our everyday lives and to make time for worship, rest and reflection.

In the New Testament, Jesus presents himself as the one who brings the old jubilee to completion and the themes of forgiveness and redemption reveal him as the one who came to set us free from sin (Romans 8:2; Galatians 5:1; 3:22). Jesus paid the debt of our sin on the cross; therefore, we are no longer slaves to sin but are forgiven and free to enter the rest only he can provide (Hebrews 4:9-10).

Today, the term 'jubilee' is most closely associated with the royal family. The ceremony and spectacle which the term symbolises is used to celebrate significant periods in a monarch's reign and in the national life of the country. No British monarch has ever achieved a reign of 70 years before, and therefore the Platinum Jubilee of Queen Elizabeth II will be celebrated all around the world.

Although in this Messy Church we are taking time to celebrate the 70-year reign of Queen Elizabeth II, we are also celebrating that Jesus is the king of kings who reigns forever and is our Saviour and friend.

#discipleship: team

Messy health check

Talk about your memories of celebrating previous royal jubilees, such as in 2012. A royal jubilee is a celebration of the reign of a monarch, but how can we remember and celebrate every day that Jesus is our king of kings? Take a moment to pray a prayer of surrender, offering to him afresh your all.

Messy team theme

- What do you do to rest? Are you good at keeping a sabbath or do you find it difficult to slow down and stop? God wants us to make time for worship, rest and reflection – how can you do this better?
- Do you still have any memorabilia from previous royal jubilees – coins, mugs etc? What do you have that helps you remember Jesus and all that he has done for you? Why is it important that we remember this and take time to worship him and celebrate his goodness?



BRF, 15 The Chambers, Vineyard, Abingdon OX14 3FE
+44 (0)1865 319700 | enquiries@brf.org.uk
brf.org.uk

The Messy Church® name and logo are registered trade marks of Bible Reading Fellowship, a charity (233280) and company limited by guarantee (301324), registered in England and Wales

@MessyChurchBRF



It's a jubilee!

by Rachel Gotobed



How does this session help people grow in Christ?

There is opportunity in this session to consider Jesus as king of kings and how he alone is worthy of our worship. As we celebrate, we take time to remember who Jesus is – not just what he has done.

#discipleship: families

Mealtime card

- If you could be the queen/king for one day, what would you do?
- How can we show that Jesus is king of kings to others around us?
- What have you enjoyed most about Messy Church today?

Take-home idea

Could you get involved with '70 Acts of Service' – an invitation to communities to celebrate by serving others with 70 community service ideas drawing on Stewardship's 40 Acts. Find out more at stewardship.org.uk/stories/70-acts-service-platinum-jubilee-hope-together.

Question to start and end the session

So... who is the king of kings?

#discipleship: extra

Social action

The Queen is patron to over 600 charities, including the British Red Cross, Cancer Research, Barnardo's, Save the Children and Bible Society. As a family, could you do something to raise money for one of these charities?

Activities

1. Jubilee beacons

You will need: glass tumblers (these will be decorated so use cheap ones); glass pens/Sharpies; tea light candles

Make a beacon for your own home by decorating a glass using the pens provided. Include a crown in your design and the number 70. Place a tea light inside. Light your candle this evening (or on Thursday 2 June 2022, which is the start of the Platinum Jubilee four-day bank holiday weekend) and take a minute to think of Queen Elizabeth II and also to think about Jesus being the light of the world.

Messy Church Goes Wild version: why not build a real fire beacon outdoors? For ideas on how to safely contain your flames if you don't have access to a firepit, search on YouTube for 'colander fire pit'.

Note: risk assess this carefully. What is under the firepit? How might you put out the fire if it gets too big? Who will look after the fire while the leader is talking? Who will keep small hands away from the metal sides? There is a *high risk of injury from burns which might require hospitalisation*, as well as *high risk of damage if the fire is not extinguished thoroughly*.

Talk about how Britain has a long history of beacon lighting, spanning many hundreds of years. It represents a tool of communication. On Thursday 2 June, Platinum Jubilee beacons will be lit throughout the UK, and for the first time in each of the capital cities of the Commonwealth countries.

1





It's a jubilee!

by Rachel Gotobed



2. Jubilee mugs

You will need: plain mugs for decorating; red, yellow (or gold) and blue ceramic pens

Make a jubilee mug to commemorate this special occasion by decorating it using the red, yellow (gold) and blue pens provided. Use jubilee/royal images such as flags, crowns and diamonds in your design and also include the date. You could put your name and age on to show when you designed it and maybe write 'God save the Queen' on it. Get a responsible adult to bake your mug in the oven on a low temperature (c. 110 °C) to fix your design. You can either use your mug or keep it as a special souvenir.

Talk about how people often buy memorabilia to commemorate special events such as the Queen's Platinum Jubilee. Pray for the Queen today and ask God to bless her and her family.

2



3. Edible crown jewels

You will need: small paper bags; strawberry laces; sweets, cereals, etc. that have a hole

Make some edible jewellery – a necklace or bracelet – using the laces, sweets, etc. provided. If you don't want to wear it, place it in a paper bag and save it to eat later.

3



Talk about the crown jewels, kept in the Tower of London, and how the Queen wore them for her coronation. Also talk about how precious they are. God has promised that when we get to heaven we will receive a crown! Thank God today that you are precious to him.



4. Hama bead flags

You will need: red, white and blue Hama beads; bead boards; flag template to copy (use photo at end of PDF); iron and ironing paper

Following the Hama bead templates, make a Union Jack flag or one of the other national flags of the UK. Ask an adult to iron over the beads with the special paper provided so the beads fuse together. Take special care because it will be hot after it has been ironed – leave it cool down!

Talk about the Union Jack being the national flag of the UK and explain how it is the combined flags of England, Scotland and Ireland. Explain that when it was created Wales was part of England and the creation of its own flag came later. The Queen is the monarch for all the countries of the UK and for the nations of the 54 Commonwealth countries around the world. God's kingdom is the whole world and he invites all of us to part of it! Thank God today because he has the whole world in his hands.

4



5. Jubilee plates

You will need: gold or silver paper plates; the Platinum Jubilee logo; scissors; glue sticks; stickers for decoration (stars work well); hole punch; ribbons

Make a jubilee plate decoration by cutting out a Platinum Jubilee logo and sticking it in the centre of the plate. Decorate the edges using the stickers provided. Punch two holes carefully at the top of the plate – ask an adult to help if you need to. Thread a piece of ribbon through the holes and tie a knot. You can hang this on your wall like people often do with celebration memorabilia! Find a video tutorial here: [youtube.com/watch?v=rchWt5tcMyM](https://www.youtube.com/watch?v=rchWt5tcMyM).



It's a jubilee!

by Rachel Gotobed



Talk about how people are celebrating the Queen's Platinum Jubilee by holding a Big Jubilee Lunch or street party on Sunday 5 June. Thank God for the fun of celebrations and parties.

5



6. Cotton reel tank – jubilee gun salute

You will need: cotton reels; rubber bands; matchsticks; sticky tape; pencils

Create a cotton reel tank. Thread a rubber band through the middle of a reel – the rubber band shouldn't be much longer than the reel. Break a matchstick in half and tie one end of the rubber band to the matchstick and tape securely to end of the reel. At the other end of the reel, place a pencil through the rubber band. It should hold not too tightly nor loosely. Wind up the tank by rotating the pencil. Watch the tank run across the table.

Talk about how gun salutes are fired as a sign of welcome and respect. A gun salute occurs on royal anniversaries and celebrations. God promises that there is a royal welcome waiting in heaven for everyone who loves him and follows his way. How would you feel about making a difference to the life of someone you don't know?


7. Jubilee biscuits

You will need: paper plate; pens; rectangular biscuit; red, white and blue icing; sweets; sprinkles

Write your name on a paper plate. Decorate a rectangular biscuit using the icing and sweets/sprinkles provided. You could try and make a flag or crown picture!

Talk about the kind of food we enjoy eating at parties and on special occasions. Queen Elizabeth likes to enjoy afternoon tea and invites thousands of people to her garden parties every year. When we have refreshments later, remember to say 'thank you' to God for lovely food to eat.

7



8. Union Jack flags

You will need: Union Jack flag outline (at end of PDF); stick or rod; sticky tape; red and blue pencils or crayons

Colour a Union Jack outline using the pencils/crayons provided. Stick your flag to a stick using sticky tape. You will be able to wave your flag when we sing together later.

Talk about how people line the streets and wave flags when the Queen visits a town. Do you remember how, when Jesus entered Jerusalem riding a donkey, the people waved palm branches? We can wave our flags today to thank Jesus because he is the king of kings.

9. The Queen's canopy – plant a tree for the jubilee

You will need: plant/yoghurt pot; compost; seeds; the Platinum Jubilee logo; glue

Stick a Platinum Jubilee logo on the side of a plant pot. Add some compost in the bottom and then plant a seed. (You could have some apples or pears to eat and then just use the pips.) Add some more compost and then put the pot in your garden when you get home.

Talk about how the Queen is passionate about the environment and that throughout her reign the Queen has planted more than 1,500 trees all over the world. What can we do to protect the wonderful world God has created?

For more information check out:

woodlandtrust.org.uk/plant-trees/schools-and-communities/queens-green-canopy.



It's a jubilee!

by Rachel Gotobed



9



10. Prayer bunting

You will need: triangles of red, white and blue card; string/ribbon; hole punch; sticky tape; pens

Punch a hole in the two corners at each end of the shortest side of each triangle. Then on each bunting triangle write a prayer for the Queen on one side and write a prayer of praise and thanks to Jesus – the king of kings – on the other. Using string or ribbon, thread your triangles together to make a line of bunting. Hang the bunting around the room and then we will use it during the prayer time in our celebration.

Talk about how bunting is hung around buildings and streets to mark the celebration of special occasions. Today we are making bunting to celebrate the Queen's Platinum Jubilee and that Jesus is the king of kings.

10



11. It grows over time

You will need: a tree stump or tree trunk slices

Set out the tree trunk slices or gather around a tree stump. Explain that the rings in the trunk represent each year of growth for the tree. Challenge participants to count the rings and try to work out how old the tree was.

Talk about how the circumstances around the tree at that time affect the way it grows. Look at the thinner and wider rings, those rings tell a story. What about us? How do we grow over time? Take a look at some members of the group of different ages – how do we change over time? Think about how long the Queen has been on the throne. How has she changed? How has her role changed over time?

11



12. It protects itself

You will need: trees or tree bark; paper; wax crayons

Provide some pieces of bark or invite participants to go and choose a tree. Use a lump of clay to make a print of the bark or use the paper and wax crayons to create a rubbing. Take a close look at the impression you are left with – what patterns can you see?

Talk about how the bark protects or defends the tree, acting like a shield, covering the rest of the plant. As well as many other titles, Queen Elizabeth II is also known as the 'Defender of the Faith'. Psalm 28:7 says, 'God is my shield and my strength'. Where might we have experienced God protecting us like a shield? Where might we want to ask God to protect us?



It's a jubilee!

by Rachel Gotobed



Celebration

Hope UK are producing a children's book and accompanying animation called, 'The Girl who would be Queen' that is being published in February. It is envisaged that this will be a good resource for sharing as part of the Celebration at Messy Churches. Find out more via the Hope UK website – hopetogether.org.uk.

For other ideas and resources see theplatinumjubilee.com.

From way back in Old Testament times, God declared that the people of Israel should celebrate the jubilee as a time of rejoicing and rest. Nowadays, a jubilee is usually declared to celebrate the reign of a monarch and this year we are commemorating the 70-year reign of Queen Elizabeth II. As Christians we believe that Jesus is the king of kings who reigns forever and that we can celebrate every day the joy of knowing him as our friend and saviour.

Using the flags that we made earlier, let's sing a song and march around waving our flags to thank God for the Queen, but more importantly to praise Jesus because he is the king of kings.

Prayer

Use the prayer bunting you have created and read out some of the prayers that have been written.

Finish by saying this prayer:

Great God, our Father,
whose Son Jesus is the king of kings,
we thank you for Queen Elizabeth II.
At this special time of her Platinum Jubilee, we ask that
you give her strength and protection.
Please also bring her love, joy and peace as she does what
you ask her to do
and looks after us, her people.
Give us a good time as we have fun together doing these
special jubilee activities.
Through Jesus Christ

Song suggestions

'Sing hosanna (Give me oil in my lamp)'

'King of kings, majesty' – Jarrod Cooper

'Rise up and serve' – Graham Kendrick, Mal Pope and Rend Collective. The music, lyrics and backing track are available at theplatinumjubilee.com/sing

You could also sing the National Anthem, 'God save the Queen'.

Meal suggestion

Jubilee party or picnic, including traditional party food! You could serve coronation chicken and tell the story of how it was invented!




It's a jubilee!

by Rachel Gotobed



Activity 4: Hama bead flags





It's a jubilee!

by Rachel Gotobed



Activity 8: Union Jack flags

