



The Messy Church Magazine

January–April 2016

Support Material



JANUARY: PAST, PRESENT AND FUTURE

MEALTIME CARDS

- How easy do you find it to wait for things?
- What are the best and worst things about getting older?
- Who is the wisest person you know?

TAKE-HOME IDEA

Ask an older person—maybe a grandparent, a great-grandparent or an older neighbour—to tell you some stories about what life was like when they were children. Perhaps you could turn their stories into a book!

You might like to say this prayer together at home:

Thank you, God, that however old we are we will always be your children. Help us to see our older people as you see them, and to be thankful for all they have to share with us. In Jesus' name, Amen

JANUARY: PAST, PRESENT AND FUTURE

2



6



8



10



SIMEON'S PRAYER

Lord, at last I can die in peace when
my time comes!
Now, with my own eyes, I've seen how
you're going to save us.
Here he is, for the whole world to see—
the pride of his own people, and a
light for every nation on earth.

Read Simeon's story in Luke's Gospel, Chapter 2, verses 25-35

FEBRUARY: THE LAST SUPPER

MEALTIME CARDS

- What's the best meal you've ever eaten?
- How does sitting down to a family meal make you feel?
- What else could we do together to remember what Jesus has done for us?

TAKE-HOME IDEA

Why not make a commitment to eat around the table together at least once a week; to turn the TV off and ask each other to share one thing that has gone well recently and one thing that has been difficult. Use this discussion as a chance to pray for each other. Do an internet search for 'examen' if you want more ideas on this kind of prayer!

Dear Jesus, when we remember what you did for us, we can't help but be grateful. Help us to remember your sacrifice each day, and to have the courage to do what we can for other people. Amen

FEBRUARY: THE LAST SUPPER

1



6




7



FEBRUARY: THE LAST SUPPER



FEBRUARY: THE LAST SUPPER



FEBRUARY: THE LAST SUPPER



FEBRUARY: THE LAST SUPPER



MARCH: UNBELIEVABLE TRUTH

MEALTIME CARDS

- What is the strangest fact you have found out today?
- What is the most amazing thing you know about Jesus?
- Where do you think Jesus is now?

TAKE-HOME IDEA

At home, make and hide resurrection eggs for an Easter egg hunt with a twist.

You will need: twelve hollow plastic eggs that can be opened; marker pen; objects listed below; Bible verse printouts

Number the eggs, then place each of the following eleven items in an egg with the corresponding verse. The twelfth egg should remain empty apart from the verse.

1. Small green leaf
2. Piece of bread
3. Coin
4. Piece of string
5. Small thorn (use a twisted pipe cleaner if you prefer)
6. Cross (make one out of card or using toothpicks if you don't already have a small enough one)
7. Nails
8. Dice
9. Piece of sponge
10. Spear (Lego sword/toothpick, etc.)
11. Rock (small stone)

Hide the eggs in a trail around the house or in the garden. Look for them as a family and open each egg to look at the object inside. Ask the children if they know what it is or what it represents. Read each verse together and ask the children again what each object represents.

On Easter Sunday morning, enjoy some pastries as you read Luke 24:1–12 together as a family. Thank Jesus that he died and rose again to be your friend.

MARCH: UNBELIEVABLE TRUTH

1



6



2



8



3



9



4



10



MARCH: UNBELIEVABLE TRUTH

Bible verses for resurrection eggs:

1. John 12:13 (NCV): 'They took branches of palm trees and went out to meet Jesus, shouting, "Praise God! God bless the One who comes in the name of the Lord! God bless the King of Israel!"'
2. Matthew 26:26 (NCV): 'While they were eating, Jesus took some bread and thanked God for it and broke it. Then he gave it to his followers and said, "Take this bread and eat it; this is my body."'
3. Matthew 26:14–15 (ERV): 'Then one of the twelve followers went to talk to the leading priests. This was the follower named Judas Iscariot. He said, "I will hand Jesus over to you. What will you pay me for doing this?" The priests gave him 30 silver coins.'
4. Matthew 27:26 (ERV): 'Then Pilate set Barabbas free. And he told some soldiers to beat Jesus with whips.'
5. Matthew 27:29 (NCV): 'Using thorny branches [the soldiers] made a crown, put it on [Jesus'] head, and put a stick in his right hand. Then the soldiers bowed before Jesus and made fun of him, saying, "Hail, King of the Jews!" '
6. John 19:17–18 (NCV): 'Carrying his own cross, Jesus went out to a place called The Place of the Skull, which in the Hebrew language is called Golgotha.'
7. Mark 15:25–27 (NCV): 'It was nine o'clock in the morning when they crucified Jesus. There was a sign with this charge against Jesus written on it: THE KING OF THE JEWS. They also put two robbers on crosses beside Jesus, one on the right, and the other on the left.'
8. Luke 23:34 (NCV): 'Jesus said, "Father, forgive them, because they don't know what they are doing." The soldiers threw lots to decide who would get his clothes.'
9. Matthew 27:48 (NCV): 'Quickly one of them ran and got a sponge and filled it with vinegar and tied it to a stick and gave it to Jesus to drink.'
10. John 19:34 (NCV): 'One of the soldiers stuck his spear into Jesus' side, and at once blood and water came out.'
11. Matthew 27:59–60 (NCV): 'Then Joseph took the body and wrapped it in a clean linen cloth. He put Jesus' body in a new tomb that he had cut out of a wall of rock, and he rolled a very large stone to block the entrance of the tomb. Then Joseph went away.'
12. Matthew 28:6 (NCV): 'He is not here. He has risen from the dead as he said he would. Come and see the place where his body was.'

MARCH: UNBELIEVABLE TRUTH

EASTER SCAVENGERS

Something black = sin

Sticks = cross

Something red = Jesus' blood

Piece of cloth = linen cloth

Rock = tomb


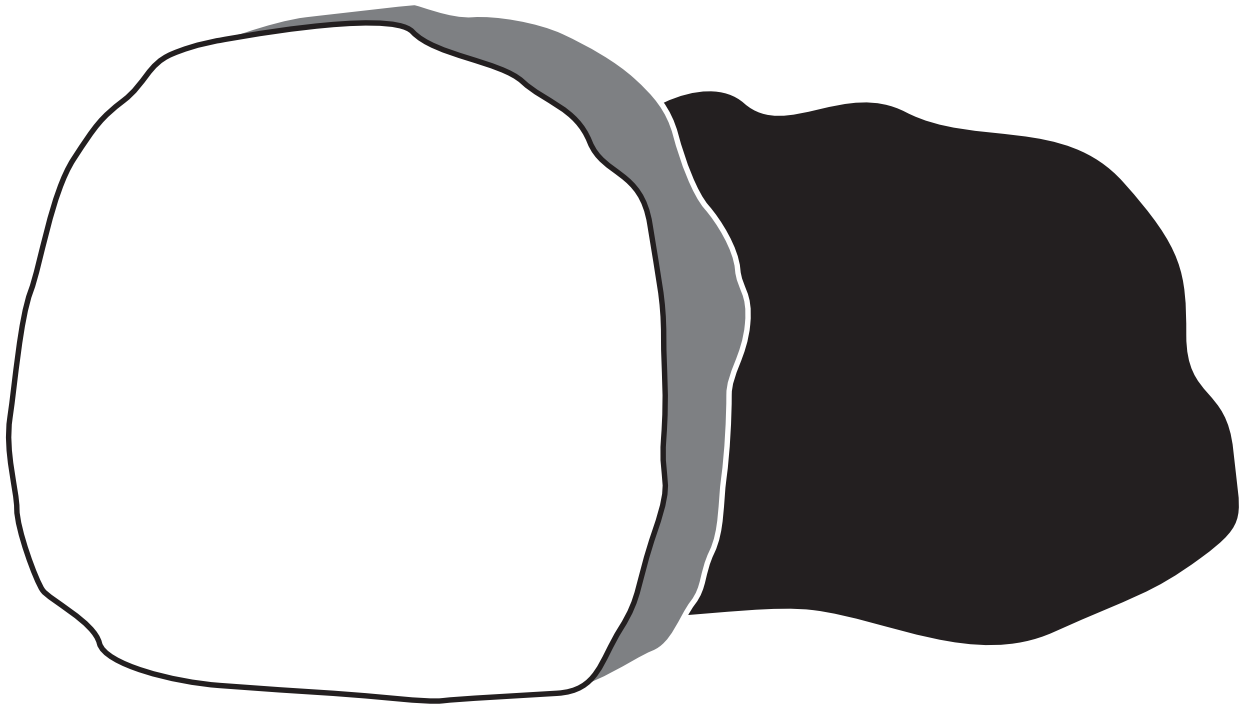
Something empty = Jesus is not here, he has risen!

Something white = clean heart, fresh start

Something green = we can grow in him

Something new = the old has gone and the new has come

MARCH: UNBELIEVABLE TRUTH



APRIL: TWO TINY COINS

MEALTIME CARDS

- If you could help any charity, what would it be and why?
- How can we give our gifts to God?
- Why do you think the widow gave the last of her money to God?

TAKE-HOME IDEA

Take your generosity jar from activity 9 home and put it in a place where everybody can see it. Talk about what you can do as a family to fill the jar, perhaps saving loose change, or everybody putting in a certain amount each week. As a family, decide who you would like to give the money to—perhaps a favourite charity. Talk to your Messy Church leaders for other ideas.


Dear God, thank you for all the things you give us. Help us to make kind choices about our money and possessions, so that we are not selfish, keeping all we own for ourselves, but remember to share with other people. Amen

APRIL: TWO TINY COINS

3



8



5



9



7



APRIL: TWO TINY COINS

PURSES

