



The Messy Church Magazine

September–December 2015

Support Material



SEPTEMBER: THE BIGGEST PARTY EVER

MEALTIME CARDS

- What's the best party you've ever been to?
- Do you think Jesus liked parties?
- Who invited you to Messy Church today? Who will you invite to the next one?

HANDOUT SHEETS

Today we are throwing a Messy Party! There will be fun, food and plenty of laughter as we think about what it means to be invited to a special party and what we miss if we are too busy to go.

WHAT ARE WE DOING TODAY?

1. Smiley-face balloon—The party in God's kingdom is worth smiling about!
2. VIP invitation—Which special person can you invite to Messy Church?
3. Piñatas—What treats does Jesus have in store for us?
4. Party hat—What did Jesus wear to parties?
5. Doughnut bobbing—Don't miss out on party fun.
6. Messy table collage—Add your favourite food to the messy table.
7. Too-busy obstacle course—Are you too busy for God?
8. Happy fruit face—Which exotic fruit do you enjoy the most?
9. Party horn—Make some noise for Jesus.
10. Everyone is invited!—How many jelly babies will make it to the party?

TAKE-HOME IDEA

Give the invitation you made at Messy Church to your friend and encourage them to come along. You may want to make more invitations at home so you can invite more friends to join in the Messy fun!

SUNDAY TREAT

Have a walk around your local neighbourhood. As you go, look out for people you know, friends' houses, schools, doctor's surgeries and so on. Pray that people you see or know in these buildings will accept the invitation to be part of God's kingdom.

You can say your own prayer or pray the following.

Dear Jesus, thank you that you love each one of us so much that you died and rose again. Please help the people I know to find out more about you and accept your invitation to become your friend. Amen

SEPTEMBER: THE BIGGEST PARTY EVER

1



2



3



4



5



7



9



10



OCTOBER: ESCAPE!

MEALTIME CARDS

- What sorts of things make you feel scared?
- How do you feel when you are playing chasing games?
- What do you think the Israelites were most looking forward to about getting to the new home God had for them?

HANDOUT SHEETS

Today we explore God's magnificent rescue of his people, the Israelites, as they escaped from slavery in Egypt and the Egyptian army who tried to chase them.

WHAT ARE WE DOING TODAY?

1. Chariot—Can you imagine being chased by a chariot?
2. Clothes-peg horse—Make a horse to pull your chariot.
3. Junk chariot challenge—How quickly can your chariot travel?
4. Moses' walking stick—God used Moses' ordinary stick to part the Red Sea.
5. Egyptian shield—God is more powerful than a whole army!
6. Balloon sword—The Egyptian army came ready for a fight, but they were not ready for God!
7. Fishy collage—What did the Israelites see as they crossed the Red Sea?
8. Pebble prayers—We can bring our fears to God.
9. Pillar of cloud and fire—The pillar protected the Israelites from the Egyptians.
10. Track chase—God prevented the Egyptians from catching up with the Israelites.

TAKE-HOME IDEA

Watch the 1998 animated film *The Prince of Egypt* together (bearing in mind the PG certificate: young children may find some scenes too intense). This tells more of the story of Moses and the Israelites as God set them free from a life of slavery under Pharaoh. Talk about how the Israelites may have felt at each stage of the story, and how God kept his promise to set his people free and give them a brand-new life.

SUNDAY TREAT

Dear God, you promise to be with us when life is fun and easy, and when we are going through difficult times. Help us not to be scared, but to trust in you, as the Israelites did. We are not on our own, because you are always with us. Amen

OCTOBER: ESCAPE!

1&2



5



4



5&6



7





9



OCTOBER: ESCAPE!

HORSE TEMPLATE



NOVEMBER: REMEMBERING

MEALTIME CARDS

- What are your happiest and saddest memories?
- What makes you really angry?
- What's your greatest hope for the future?

HANDOUT SHEETS

Today's story is about a group of people who were captured and taken into slavery in a strange land. We'll explore how they felt as they sat by the river remembering their lost home.

WHAT ARE WE DOING TODAY?

1. Weeping willow—A place to share sadness with God.
2. Sadness wall—Praying about sad news.
3. Dry-mouth challenge—How many crackers can you munch?
4. Home sweet home—What would you miss if you had to leave home?
5. Transforming tears—Turn your angry scribbles into rainbows.
6. Handmade harp—Have you ever been too sad to make music?
7. Hanging teardrop—A reminder that it's OK to cry.
8. Find a way home—Make your way home through the maze.
9. Chains—How does it feel to be imprisoned?
10. Angry bubbles—What's the best way to deal with anger?

TAKE-HOME IDEA

Encourage your household to make a set of prayer stones. Everyone decorates their own pebble with paint or felt pens. At the start of each week, each person takes their stone and puts it on the prayer cairn to represent something they are praying for that week.

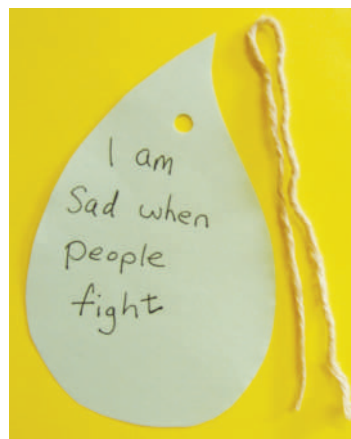

SUNDAY TREAT

You might like to say this prayer together when you've built your cairn.


Thank you, God, that you are our strong tower, and that with you we have strength. Help us to remember all you have done for us, and to trust in all you will do for us. Amen

NOVEMBER: REMEMBERING

1



2



4



5



6



7

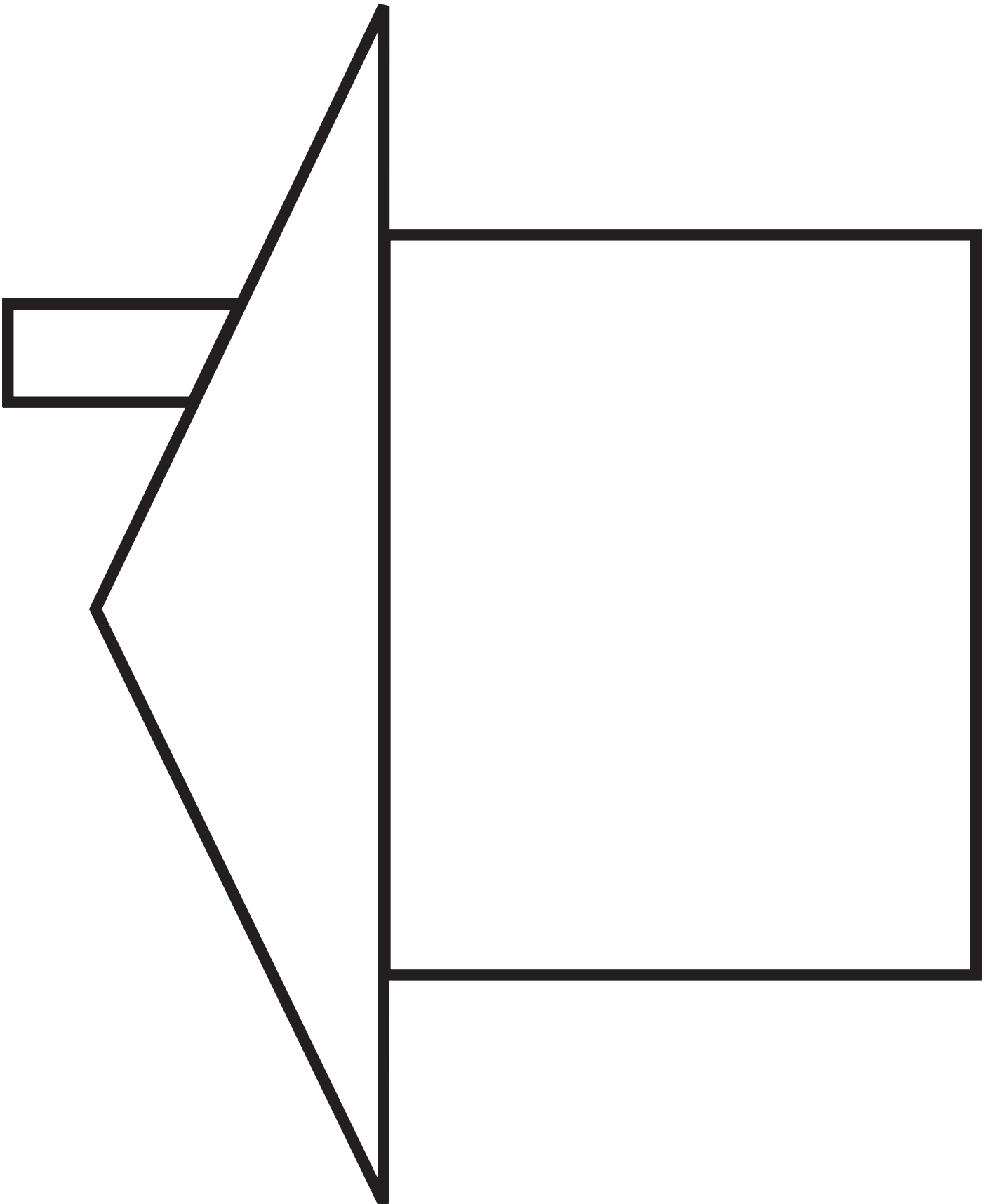


10







NOVEMBER: REMEMBERING

HOME TEMPLATE



NOVEMBER: REMEMBERING

TEARDROP TEMPLATE



DECEMBER: LIGHTING UP THE WORLD

MEALTIME CARDS

- Who will be round your table this Christmas?
- What kinds of things do you think you will talk about?
- How could you think about Jesus as you share your Christmas meal together?

HANDOUT SHEETS

Today we get ready for Christmas. Together we celebrate Jesus, who chose not to be a king in a palace, distant and remote, but instead to move into our local area, to be our friend and next-door neighbour.

WHAT ARE WE DOING TODAY?

1. Tweet the Christmas story—Christmas in 140 characters or less.
2. Jesus in our neighbourhood—Where is Jesus at work?
3. Pin-prick map—Spots of light glittering in a dark world.
4. Scrabble™ Christmas picture—Let's focus on Jesus this Christmas.
5. Shadow-puppet family—Putting Jesus at the centre of our family.
6. Sweet map—Jelly baby Jesus in an edible neighbourhood map.
7. Jesus candle holder—Reminding us Jesus is the light of the world.
8. Glory of God—A colourful picture to remind us how special Jesus is.
9. Word made flesh—Turn newspaper words into a papier mâché Jesus.
10. The world did not recognise him—Mask yourself to be as tricky to identify as Jesus.

TAKE-HOME IDEA

Just as we spent time today thinking of places to put our nativity scenes, perhaps as a family you could try to spot Jesus in your community. Where are all the nativity scenes? What other hints and clues are there of Christ in your neighbourhood? Posters? Signs in cars? Once you start looking you'll notice Jesus everywhere!

SUNDAY TREAT

Dear Jesus, as we prepare to welcome you this Christmas, help us to remember that even though you have the power to do absolutely anything, you choose to act through us, your children. Help us to be the light in the darkness, the word in our neighbourhoods. Thank you for choosing us to change the world. Amen

DECEMBER: LIGHTING UP THE WORLD

3



7




4



8



5



9



6




10



DECEMBER: LIGHTING UP THE WORLD

TWITTER SPEECH BUBBLE TEMPLATE



DECEMBER: LIGHTING UP THE WORLD

PIN PRICK MAP TEMPLATE



DECEMBER: LIGHTING UP THE WORLD

PRAYER: LIGHTHOUSE OUTLINE

