


Messy Vintage




Support material for **Messy Vintage**

MEGA GOD!




micro me



God said “This is the sign of the covenant
I have established between me
and all life on the earth.”

GENESIS 9:17





Labyrinth patterns: Classical



Labyrinth patterns: Chartres



Instructions for play

LADYBIRD

You must throw a 6 to start!

- 6 = body
- 5 = head
- 4 = spots
- 3 = legs
- 2 = eyes
- 1 = feelers



BUMBLEBEE

You must throw a 6 to start!

- 6 = body (draw stripes)
- 5 = head
- 4 = wings
- 3 = legs
- 2 = eyes
- 1 = feelers





DRAGONFLY


You must throw a 6 to start!





- 6 = body
- 5 = head
- 4 = wings
- 3 = legs
- 2 = eyes
- 1 = feelers





Sunflower petals





WISE SAYINGS

WISE SAYINGS

WISE SAYINGS

WISE SAYINGS

WISE SAYINGS

WISE SAYINGS

WISE SAYINGS

WISE SAYINGS

WISE SAYINGS

WISE SAYINGS

WISE SAYINGS

WISE SAYINGS

WISE SAYINGS

WISE SAYINGS

WISE SAYINGS

WISE SAYINGS

WISE SAYINGS

WISE SAYINGS

WISE SAYINGS

WISE SAYINGS

WISE SAYINGS

WISE SAYINGS

WISE SAYINGS

WISE SAYINGS

God remembers you:
your name and your story,
today and every day;
in the darkness before
morning you are not alone;
in the questions without
answers,
you are not unheard.
Whatever happens to you,
you will always be yourself.
God is on your road;
God walks with you all the
smiles and tears of your
journey.
Today and every day,
God remembers you with love.

Poem by Ruth Burgess, the Iona Community

The Story of the Cracked Pot

‘A WATER BEARER in India had two large pots, each hung on each end of a pole which he carried across his neck. One of the pots had a crack in it, and while the other pot was perfect and always delivered a full portion of water at the end of the long walk from the stream to the master’s house, the cracked pot arrived only half full.

For a full two years, this went on daily, with the bearer delivering only one and a half pots full of water in his master’s house. Of course, the perfect pot was proud of its accomplishments, perfect to the end for which it was made. But the poor cracked pot was ashamed of its own imperfection and miserable that it was able to accomplish only half of what it had been made to do.

After two years of what it perceived to be a bitter failure, it spoke to the water bearer one day by the stream. ‘I am ashamed of myself, and I want to apologize to you.’

The bearer asked, ‘Why? What are you ashamed of?’

The pot replied, ‘For these past two years I am able to deliver only half of my load because this crack in my side causes water to leak out all the way back to your master’s house. Because of my flaws, you don’t get full value for your efforts.’

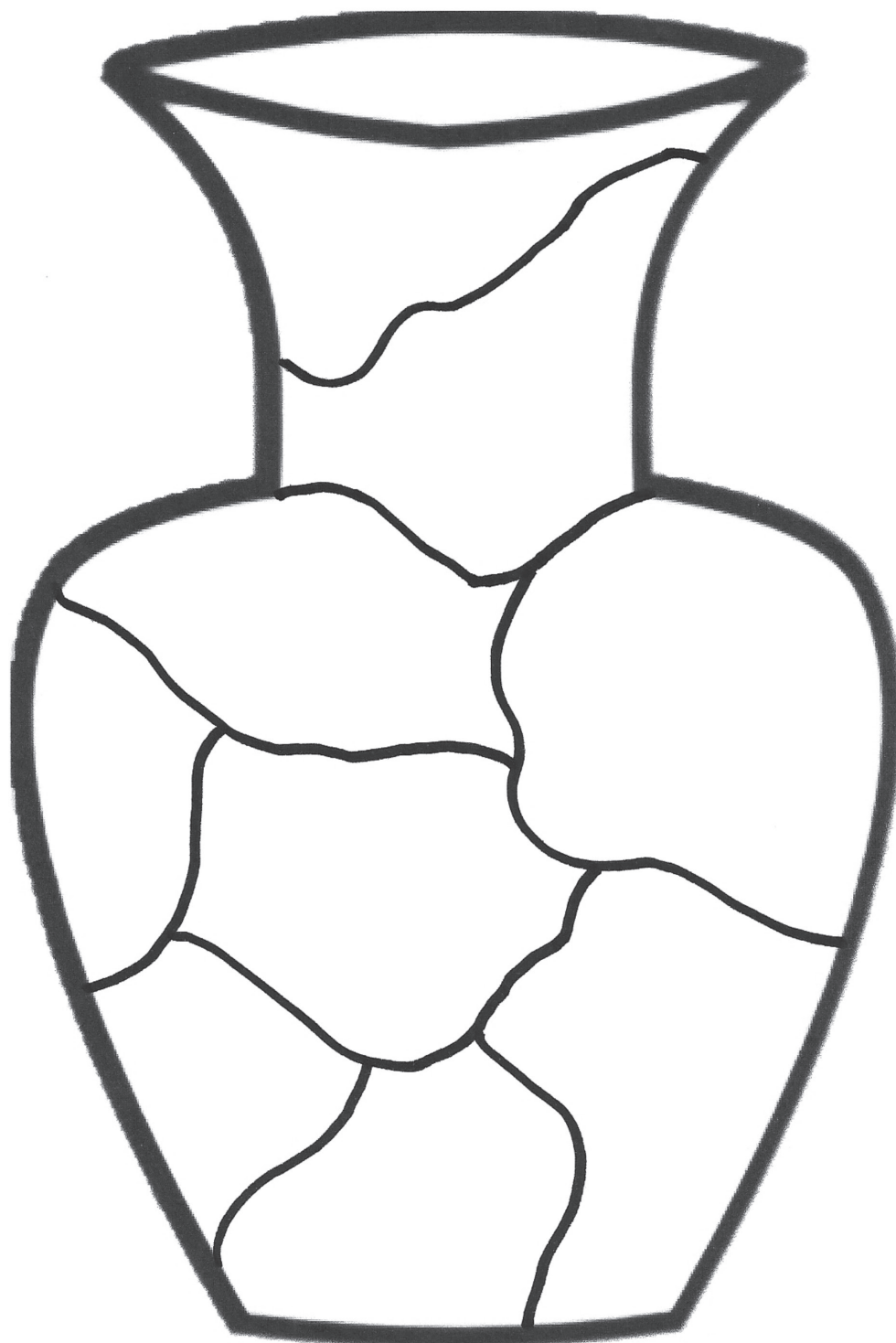
The water bearer felt sorry for the old cracked pot, and in his compassion, he said, ‘As we return to the master’s house, I want you to notice the beautiful flowers along the path.’

As they went up the hill, the old cracked pot took notice of the sun warming the beautiful wild flowers on the side of the path, and this cheered it somewhat. But at the end of the trail, it still felt bad because it had leaked out half its load, and so again it apologized to the bearer for its failure.

The bearer said to the pot, ‘Did you notice that there were flowers only on your side of your path, but not on the other pot’s side? That’s because I have always known about your flaw, and I took advantage of it. I planted flower seeds on your side of the path, and every day while we walk back from the stream, you’ve watered them. For two years I have been able to pick these beautiful flowers to decorate my master’s table. Without you being just the way you are, he would not have this beauty to grace his house.’

Author unknown

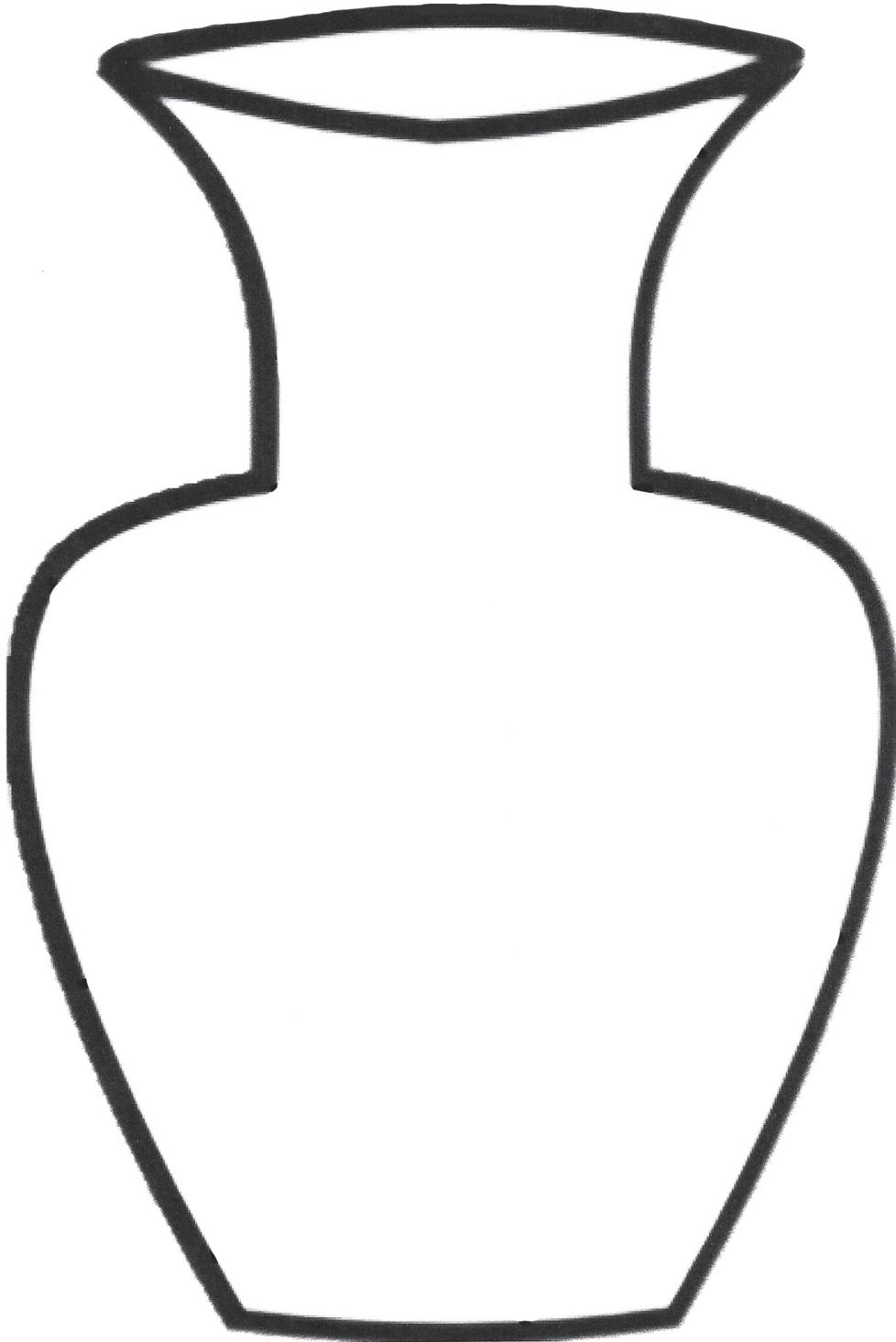
Template 1




Template 2

‘As the clay is in the potter’s hand, so are you in my hand.’

JEREMIAH 18:6 (NLT)





A LIFE WITHOUT COLOUR


from **SEARCHING** Girl Guides handbook

A gardener one day noticed a chrysalis attached to the outside wall of his tool shed. He kept a close watch on it, until he noticed that the chrysalis had begun to open.

He pulled up a stool, sat and patiently waited. The split gradually grew longer and wider and eventually the head of the emerging butterfly appeared. For the next hour the man sat transfixed as he observed the tremendous struggle put up by the insect as it fought to free itself from its leathery prison. At last, with a mighty twist, the butterfly was free, and slowly unfolded its wings to dry in the sun. As he watched a gentle smile lit up the gardener's face as he saw the wings take on the most lovely and glorious colours; and then the butterfly flew away.


A year later the same man came across another chrysalis, which was beginning to split, and he decided to help matters on a little. Fetching a razor blade, he very gently and carefully split the chrysalis open, allowing the butterfly to emerge with complete ease. The creature spread its wings to dry and flew away. But, there was one big difference between the butterflies; the second had no colour in its wings.


The gardener recognised he had interrupted God's plan and that a life without a struggle can be a life without colour.

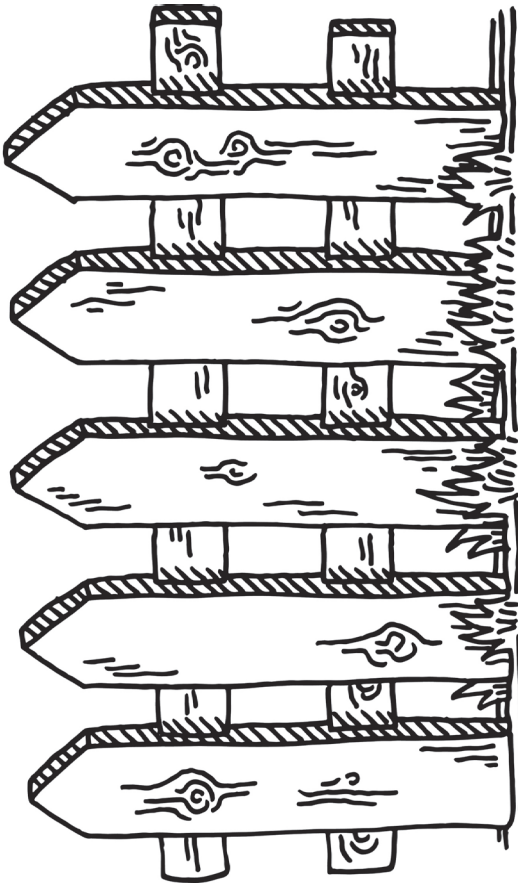
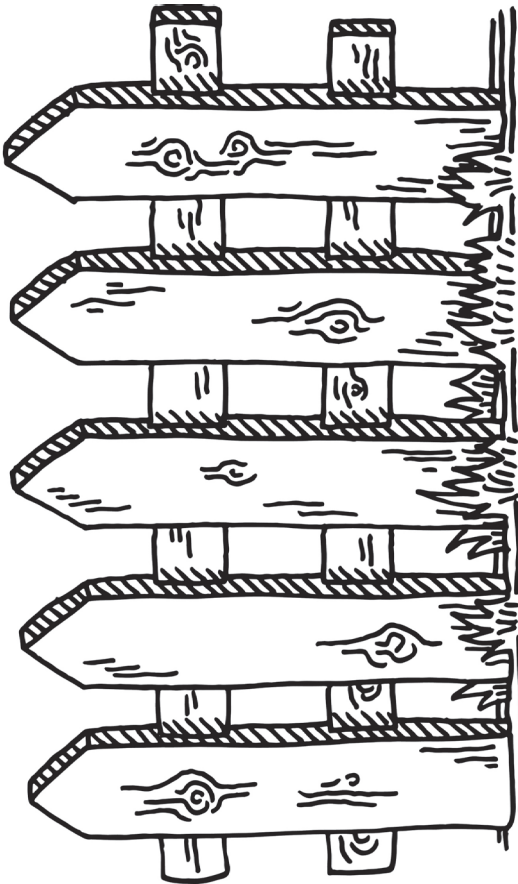


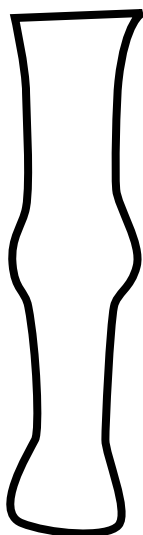
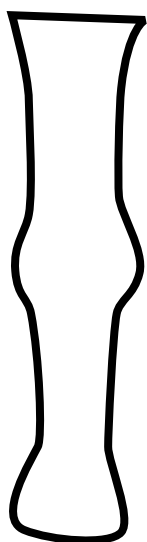



You're Invited

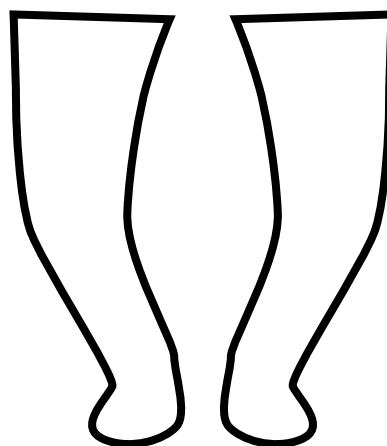













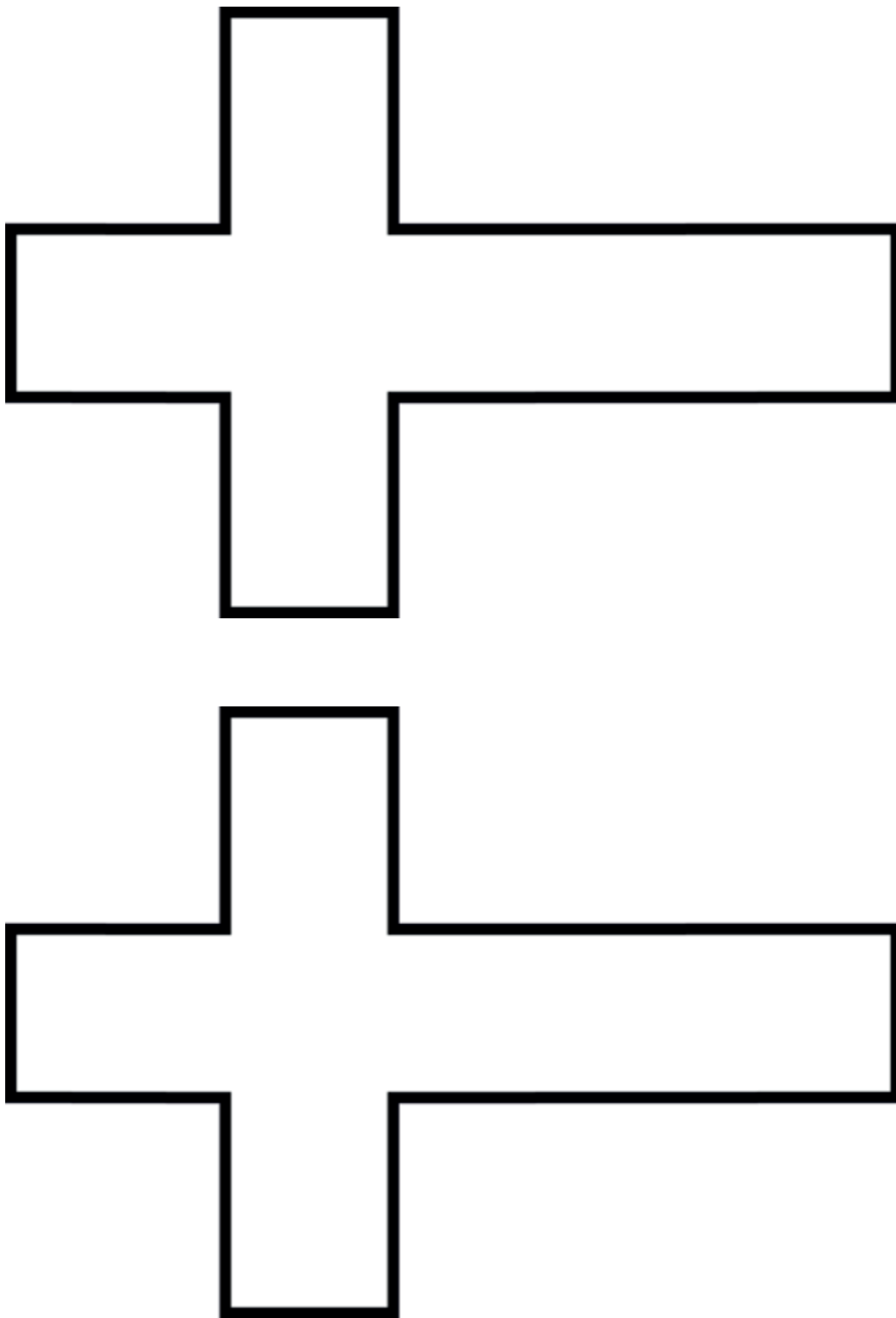
(front legs)


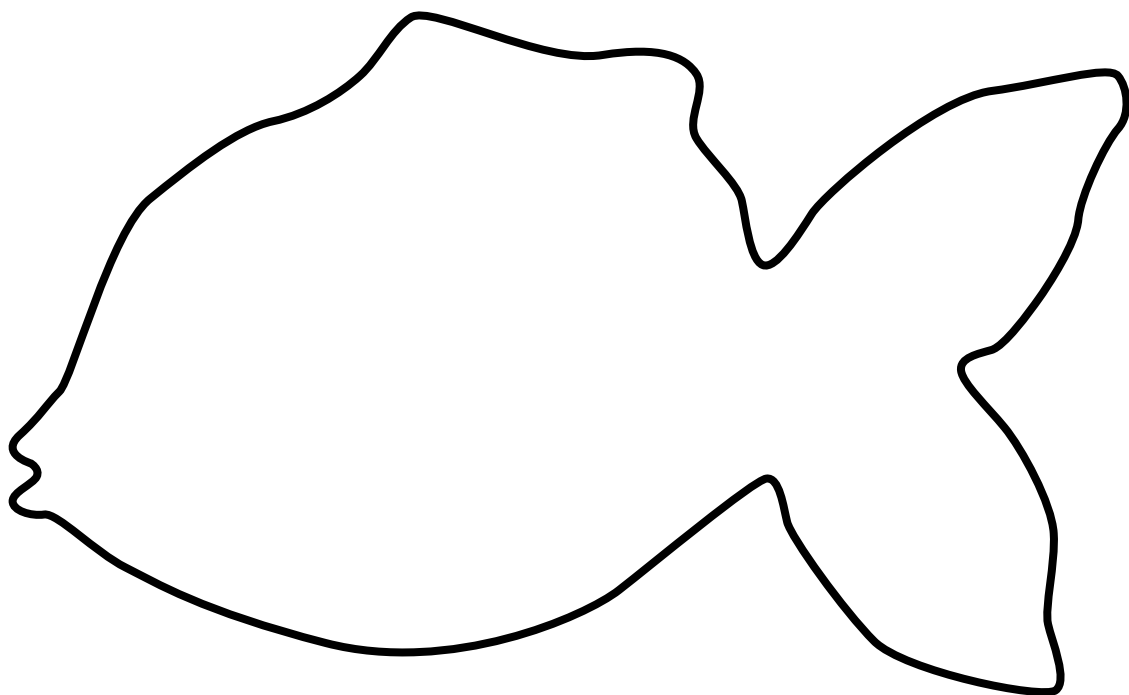


(back legs)











Template for snowdrops

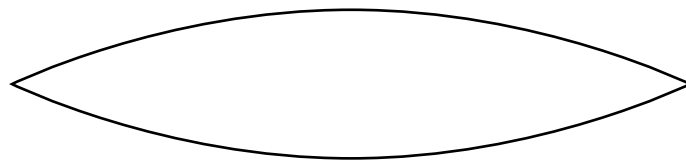
White paper rectangles (6 cm x 4 cm)


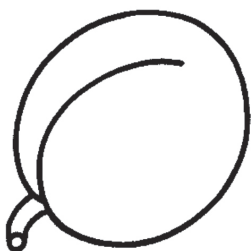




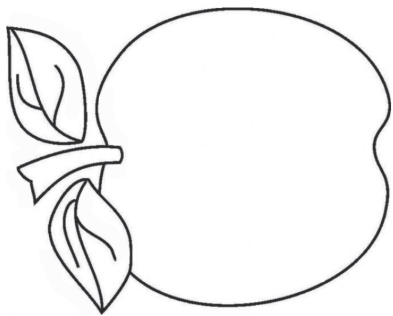


GREEN paper rectangles (4cm diameter)



GREEN paper leaves
(9cm long; 2 cm at the widest part)





Tags



Live the fruit
of the Spirit



Live the fruit
of the Spirit



Live the fruit
of the Spirit



Live the fruit
of the Spirit



Live the fruit
of the Spirit



Live the fruit
of the Spirit



Live the fruit
of the Spirit



Live the fruit
of the Spirit



Live the fruit
of the Spirit



Live the fruit
of the Spirit

Love

Goodness

Gentleness

Patience

Peace

Kindness

Self-control

Joy

Faithfulness

Love

Goodness

Gentleness

Patience

Peace

Kindness

Self-control

Joy

Faithfulness

Love

Goodness

Gentleness

Patience


Peace


Kindness


Self-control


Joy

Faithfulness





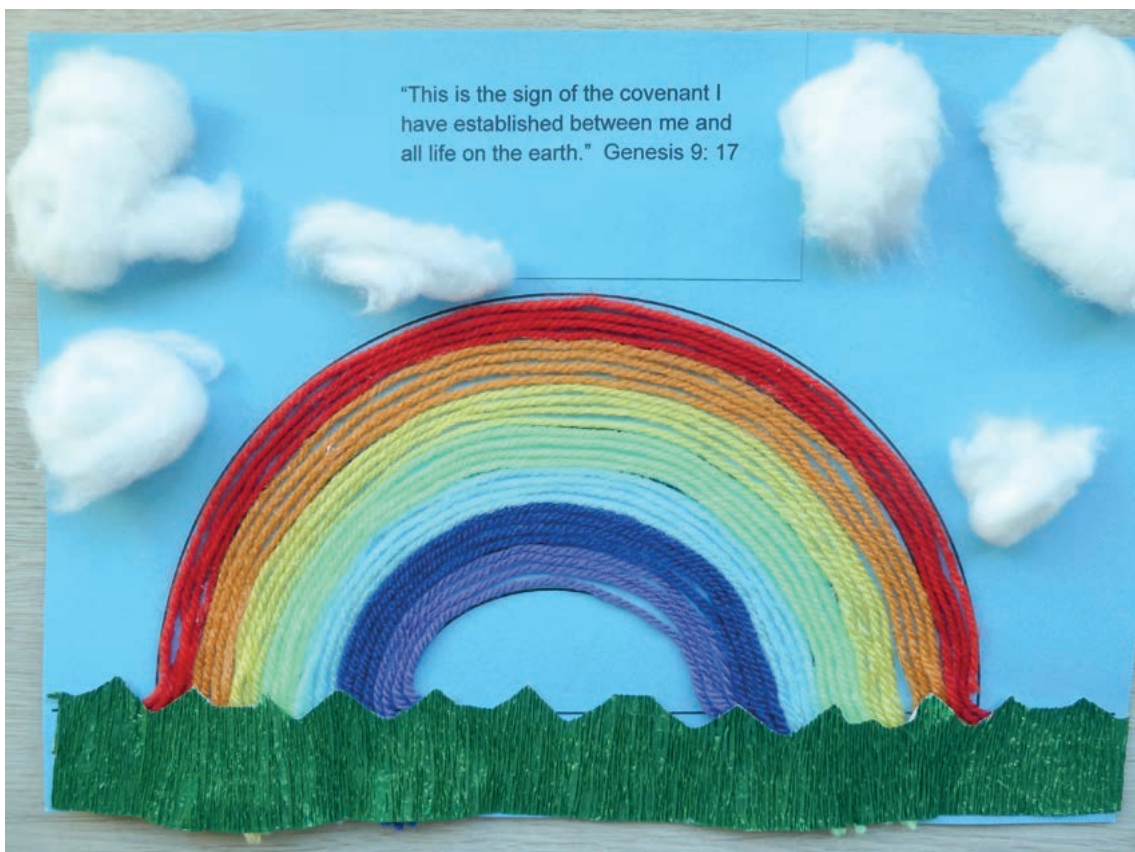




2 Creation celebration



3 God's rainbow promise



4 God's provision



5 Blessings



6 Balaam's donkey



7 Facing our giants



8 Prayer walking



9 Our God is a Great Big God



10 A new song



11 Shout for joy!



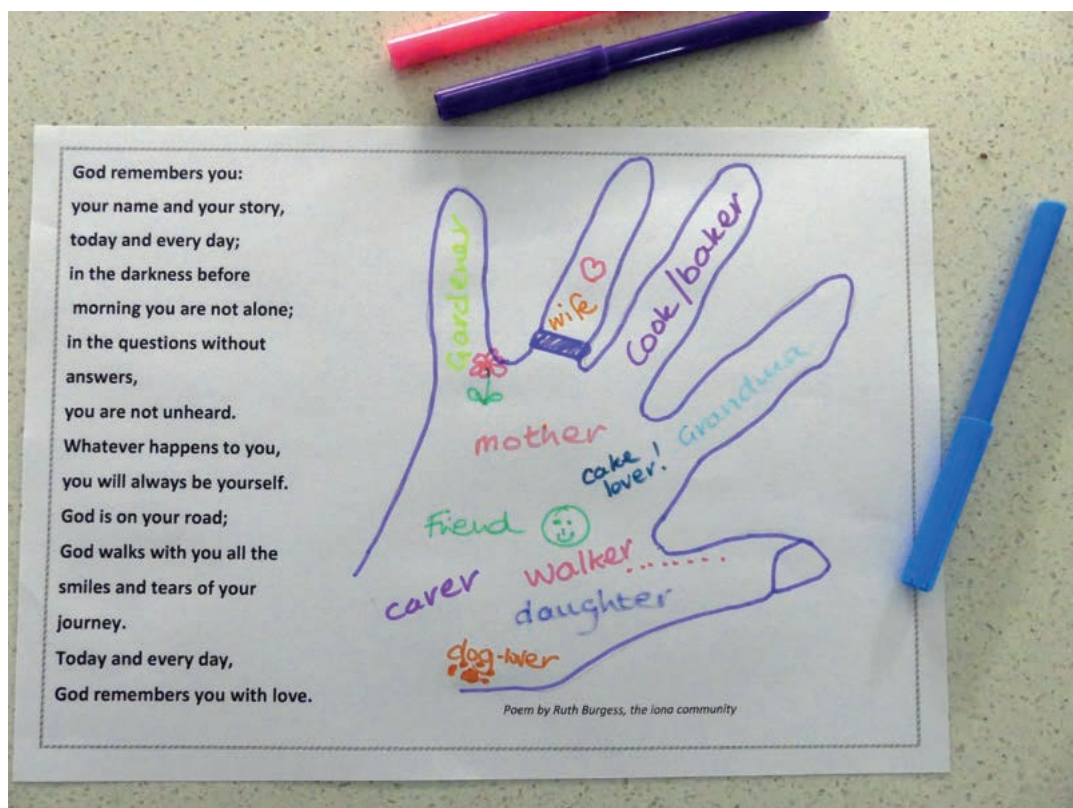
14 A time for everything (1)



14 A time for everything (2)




15 God remembers



16 The joy of the Lord



17 Cracked pots



18 No hiding place



21 Treasures of the heart



24 Letting go!



27 Be still (1)



27 Be still (2)



29 When the cock crows



30 Born of the Spirit




32 I am the gate



33 I am the Good Shepherd




34 All you need is Love



35 Breakfast on the beach



37 Grace and hope



38 Live the fruit of the Spirit



39 Rooted and grounded



Festivals 1 Advent wreaths



Festivals 2 Christmas angels



Festivals 3 Epiphany



Festivals 4 Candlemas



Festivals 6 Palm Sunday



Festivals 7 Easter garden



Festivals 8 Rogationtide




Festivals 9 Pentecost



Festivals 10 Sea Sunday



Festivals 12 Bible Sunday



Festivals 13 All Saints



Appendix I

Memorandum of understanding for care homes

Thank you for inviting the Messy Vintage team to come into your care home on a monthly basis to lead a creative, celebratory, biblical-based session with residents.

The sessions will last one-and-a-half to two hours and we welcome any family members and staff who would like to join in with us and your residents. Each of the team will wear a name badge and will sign in/out and follow any safety instructions given by your staff.

Our team are:

Names:
.....
.....

All of us have completed safeguarding training.

Dates:
.....
.....

In order to provide a successful Messy Vintage session, we need:

- A suitable space for the Messy Vintage session to take place
- A member of the care staff or the activity coordinators to be there during the sessions

- To join you for the afternoon tea at the end of the session
- Your feedback after the session as to how it went and what needed to change or improve, if anything
- Consent for us to take photos of the activities and your staff and residents during the Messy Vintage sessions
- Help with gaining feedback from the residents about the sessions
- Information on your fire safety procedures.

We will:

- Keep in touch regarding the dates and activities, make changes as required and provide a poster to advertise the session in the home on the week before it takes place
- Provide all the materials needed
- Set up before the session and clear away afterwards.

Thank you for your support for this new venture! We hope your residents and staff enjoy it, and we look forward to working with you.

If you would like to get in touch, your Messy Vintage team leader is:

Name:

Tel:

Email:

Appendix II

Volunteer role guidance: Messy Vintage team member

Thank you very much for your interest in volunteering to help with Messy Vintage.

Messy Vintage is Christ-centred, creative, celebratory worship with older people, based on a Bible story or passage with songs, prayers and refreshments, lasting between one-and-a-half and two hours. It may be held in a care home, a church or community hall or some other accessible space.

What is essential for the role

- A love of Jesus Christ and a desire to share your faith with older people through actions and words
- Being a good listener
- A positive, cooperative, helpful, loving attitude to the members of the team and all older people
- An understanding that it's messy and will never be perfect!
- An up-to-date DBS certificate as required by your denomination
- Safeguarding training completed as required by your denomination.

The role includes

- Praying for the Messy Vintage sessions, guests and team, for sufficient finances and for the planning
- Letting your leader know your availability to help at Messy Vintage
- Attending team planning/training sessions, sharing ideas and helping with resources and preparations.
- Helping set up beforehand if possible
- Cooperating with requests from care home staff (if in that venue)

- Welcoming and chatting to guests, their families and members of staff
- Helping guests with the activity and enabling conversation around the theme as appropriate
- Joining in the celebration, leading it if required, and encouraging people to participate appropriately
- Serving the meal/tea if required and joining in with the guests
- Helping to clear up afterwards
- Providing feedback to the leader on how the session went and on any thoughts, stories, significant conversations (that can be shared without breaching confidentiality), changes or suggestions.

If you would like to know more or to join in, please contact your Messy Vintage team leader:

Name:

Tel:

Email:

Thank you!